



Ametalin

Performance insulation for a greener world

Commercial and Residential facades installed in high wind load areas.

A quick reference guide to selecting the most effective accessories to suit your high wind load zone.

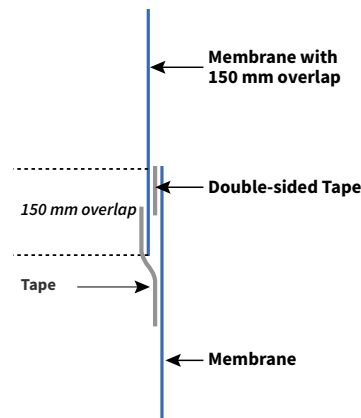


Design and build to suit your climate zone




Commercial and Residential facades installed in high wind load areas.

It is essential that taping for installations that experience higher wind loads is performed by a competent or professional installer.

- ✓ It is essential that the surface of the membrane to be adhered to must be clean, dry, and free of any dirt, grease, oils or other contaminants.
- ✓ Ensure all overlaps are 150 mm and tape according to the advice below.
- ✓ Ensure all vertical overlaps are staggered and span and overlap by one full stud or structural space.
- ✓ Do not over-stretch tapes by applying in long runs; keep to short applications at arm's length as you unroll the tape and allow the tape to conform to the surface.
- ✓ Apply firm pressure and work in with a squeegee as you apply. Apply tape with a firm backing (e.g., studs) to achieve maximum application pressure. If this is not possible, provide temporary support from behind with short pieces of steel studs or timber as you apply.
- ✓ Dress and seal around windows and door penetrations according to AS/NZS 4200.2 with 150 mm Ametalin QuickTape™.
- ✓ Fixing is to be 300mm centres on 600 mm framing width. Fix with Tek screws fitted with 25 mm washer.



A quick reference guide to selecting the most effective accessories to suit your high wind load zone.

WALL MEMBRANE	PRODUCT WIDTH	ULS kPa	OVERLAP	FIXING CENTRES	TAPING GUIDE
VapourTech Wall® 	1500 mm	≤ 0.9 kPa	50 to 150 mm	For Framing at ≤600 mm Fixing is to be ≤300mm	Dress and seal all penetrations and horizontal and vertical overlaps with 48mm Ametalin QuickTape™
	1500 mm	≤ 1.8 kPa	150 mm		Dress and seal all penetrations and horizontal and vertical overlaps with 72mm Ametalin QuickTape™
	1500 mm	1.81 kPa up to 3.45 kPa	150 mm		Dress and seal all penetrations and horizontal and vertical overlaps with 150mm Ametalin QuickTape™ . Alternatively, dress and seal all penetrations and horizontal and vertical overlaps with 72mm Ametalin QuickTape™ and 72 mm Double Sided Extra-Tack Tape in between the two layers of overlap towards the top of the join.
	3050 mm	≤ 3.45 kPa			Dress and seal all penetrations and vertical overlaps with 72mm Ametalin QuickTape™ .
CeaseFire® 	1500 mm	≤ 7.5 kPa	150 mm		Dress and seal all penetrations and horizontal and vertical overlaps with 150 mm Ametalin Non-Combustible Insulation Flashing Tape and 72 mm Double Sided Extra-Tack Tape in between the two layers of overlap towards the top of the join.
FireSark® 	1500 mm	≤ 3.49 kPa	150 mm		Dress and seal all penetrations and horizontal and vertical overlaps with 150 mm Ametalin Non-Combustible Insulation Flashing Tape .
		≥ 3.5 kPa up to 8 kPa			Dress and seal all penetrations and horizontal and vertical overlaps with 150 mm Ametalin Non-Combustible Insulation Flashing Tape and 72 mm Double Side Extra-Tack Tape in between the two layers of overlap towards the top of the join.



Performance insulation for a greener world
 9-11 Playford Crescent Salisbury North SA 5108
 T: +61 8 8285 6955 F: +61 8 8285 5911
 E: info@ametalin.com W: ametalin.com



Australian designed for Australian conditions. Ametalin 9-11 Playford Crescent, Salisbury North SA 5108 T: +61 8 8285 6955 F: +61 8 8285 5911 E: info@ametalin.com
 © 2023 Ametalin All Rights Reserved. Ametalin is a division of Amalgamated Metal Industries Pty. Ltd. Product information in this publication and otherwise supplied to users is based on our general experience and is given in good faith, but due to factors outside our knowledge and control which may affect the use of products, no warranty is given or implied with respect to this information or the product itself regarding the suitability of the product for any particular purpose. The usage of this and other building membranes will affect moisture migration in the building element. The purchaser should independently determine the suitability of the product for the intended purpose. For large projects with complex air-conditioning and condensation issues, designers may wish to contact our technical department. Product colour may vary from batch to batch. Amalgamated Metal Industries Pty. Ltd. reserves the right to amend product specifications without prior notice. Information provided is considered to be true and correct at the time of publication. Complete details including installation instructions are available on our website: www.ametalin.com APS-23067-0